Introduction

Valeria Magnolfi, Sustainable Supply Chains and Bioeconomy, JRC.D.3

The EC Knowledge Centre for Bioeconomy

Identifying and **filtering** relevant information and making it accessible.



Bringing together researchers, policymakers and **other experts** in the field.



Analysing, synthesising and **communicating** available evidence.



Enhancing the **knowledge** base for policymaking.



The EC Knowledge Centre for Bioeconomy

Identifying and **filtering** relevant information and making it accessible.



The KCB web platform

- ~ 4 000 visitors and 6 000 page views/month
- Topic pages on policy, economy, agricultural, forestry, algae, fisheries biomass, bio-based textiles, plastics, bioeconomy & climate change, environmental impacts
- Tools EU-BMS, country dashboard, food waste toolkit, glossary
- Knowledge library with more than 6000 curated resources



The EC Knowledge Centre for Bioeconomy

Bringing together researchers, policymakers and **other experts** in the field.



Community of Practice on Bioeconomy

- 300 Subscribers with a steady increase since Jan 2024
- 49 Countries of which 58% EU countries
- 19 Areas of expertise e.g. env. sustainability, agriculture, BE monitoring
- 6 Types of organisations mainly academia, private, public, and NGOs



The EC Knowledge Centre for Bioeconomy

Analysing, synthesising and **communicating** available evidence.



Knowledge synthesis

- Science for policy briefs providing policymakers with key information to develop future policies
- Technical reports giving methodological insights, supporting policies and future research
- Scientific papers targeting the scientific community
- Workshop, events for experts/stakeholders/general public



Biomass supply and demand in the EU 2012-2022

- The total supply of biomass in the EU summed up to 1.2 billion tons dry matter (tdm) in 2022, with 82% coming from primary biomass, 7% from secondary biomass and 11% from recovered biomass.
- The main demand of biomass in the EU in 2022 was for food, feed and bedding (47% of the total known demand), followed by energy production (29%), and material production (24%).
- The overall EU biomass supply increased by 6% between 2012 and 2022. Demand for material and energy uses increased respectively by 11% and 14% over the same period.
- Agricultural crops, residues and grazed biomass constitute 67% of the primary sources in 2022, wood 33%, while fisheries and aquaculture sources (in dry matter) less than 0.3%.
- In 2022, the EU was a net importer of agricultural plant products (about 2% of agricultural supply) and of wood-based industrial by-products (about 3%).
- The EU was a net-exporter of bio-based materials (mostly wood-based products) in 2022. Overall, the EU net-exported less than 1% of the total production.

Joint Research Centre

The EC Knowledge Centre for Bioeconomy

Enhancing
the **knowledge** base
for policymaking.



EU Bioeconomy Strategy – leading actions under key pillars 2, 3, 5

2) Lead markets → analysis and exchange of best practices on cascading use

3) Sustainably sourced biomass → data and modelling for biomass availability

5) Governance → EU Bioeconomy Monitoring System



© Yurii on Adobe Stock

The EC Knowledge Centre for Bioeconomy



EC Knowledge Centre for Bioeconomy:
https://ec.europa.e/uknowledge4policy/bioeconomy
Contact us: EC-Bioeconomy-KC@ec.europa.eu

Subscribe to the KCB Newsletter:
https://ec.europa.eu/newsroom/know4pol/user-subscriptions/2358/create

Knowledge Centre for Bioeconomy
EU Bioeconomy Monitoring System
Vast collection of related resources

Register your interest at the Community of Practice on *Bioeconomy: https://ec.europa.eu/eusurvey/runner/CoP_bioeconomy*

KCB deep-dive on bio-based construction products

- KCB deep dives provide data and up-to-date evidence on specific bioeconomy topics:
  - bio-based textiles ✓
  - bio-based plastics ✓
  - bio-based construction products/materials

Objectives

Where are we now?

Understand the current EU construction material landscape, including major material flows, market volumes, import dependencies and environmental impacts.





What are the alternatives?

Map and classify bio-based construction solutions across functional applications.

Which ones are most promising? (under certain categories)

Assess and compare bio-based materials using a common framework covering environmental, technological and economic dimensions.



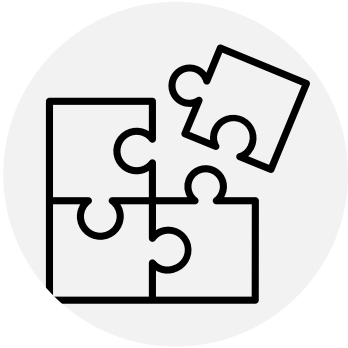

What is still missing?

Identify the most promising pathways, knowledge gaps and policy opportunities to support future R&I priorities and evidence-based policymaking.

Project tools and expected outputs

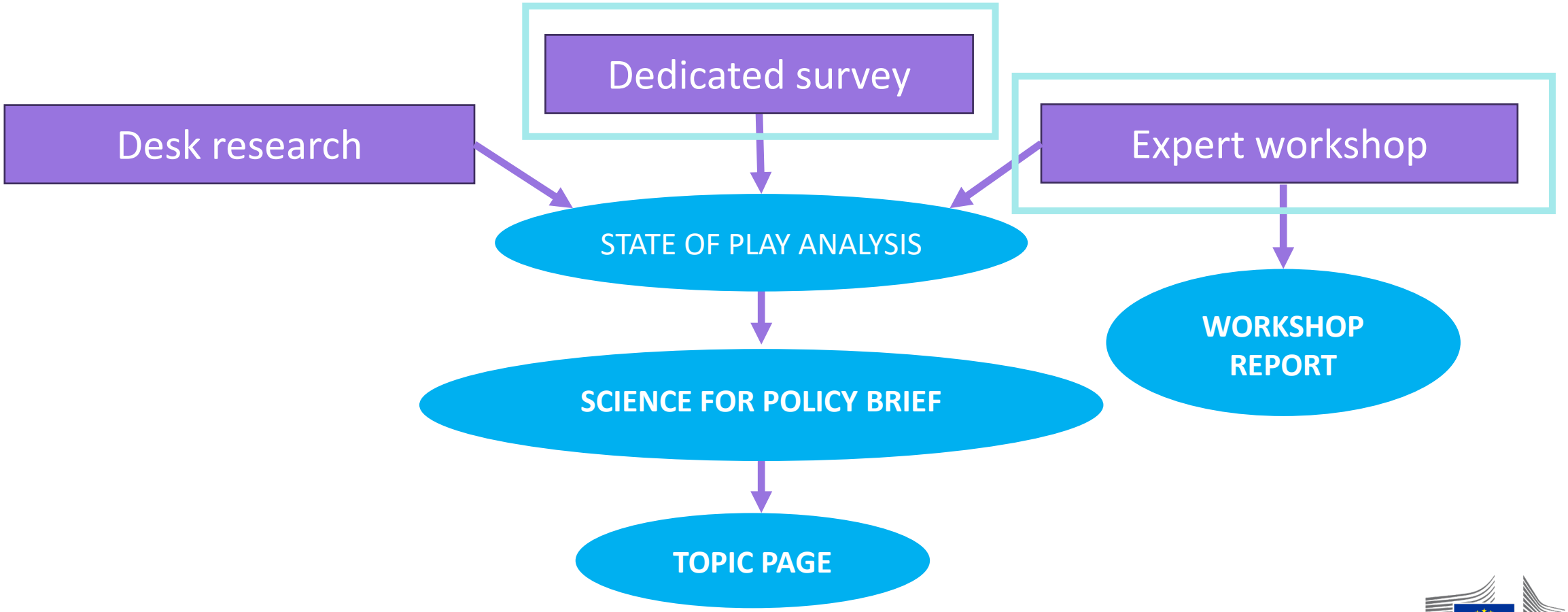

Goals of today



Build a shared understanding

Of the EU state of play, policy context and emerging opportunities for bio-based construction products



Challenge and enrich the evidence

Validate current findings and identify key research, evidence and implementation gaps



Co-create pathways for action

Identify priority actions and explore how enabling strategies interact to support responsible market uptake